


Speech and Thought Bubbles



For this week's big write I want you to write about what Robin Hood and John Little would say to each other as they met at the bridge and when Robin was knocked off.

There is a twist though, I not only want you to write what they said but what they would have been thinking.

Please have some fun with this. I'm sure they will be thinking different things to what they actually said.

On the following pages there is a template for you to use if you want or if you have the facilities to print. Otherwise you could draw the characters of Robin Hood and John Little and then draw the speech and thought bubbles.

After the templates, I have completed my own example. Please feel free to use any ideas I have done to help you, if you wish.


Activity 9
Composition

a

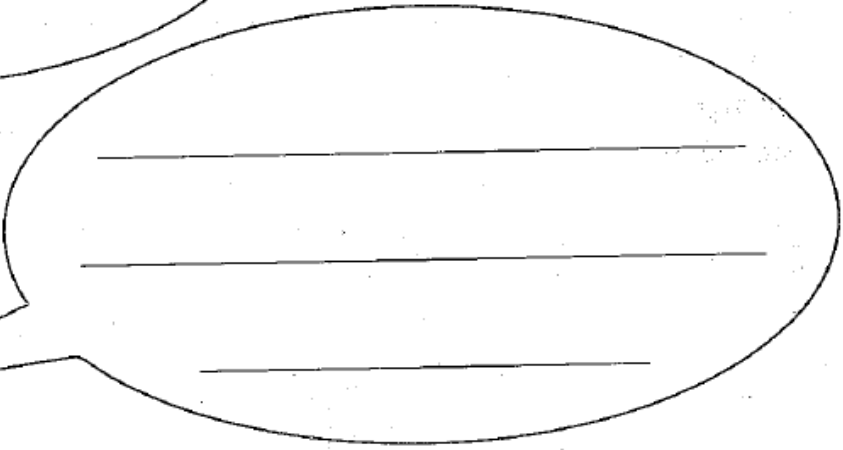
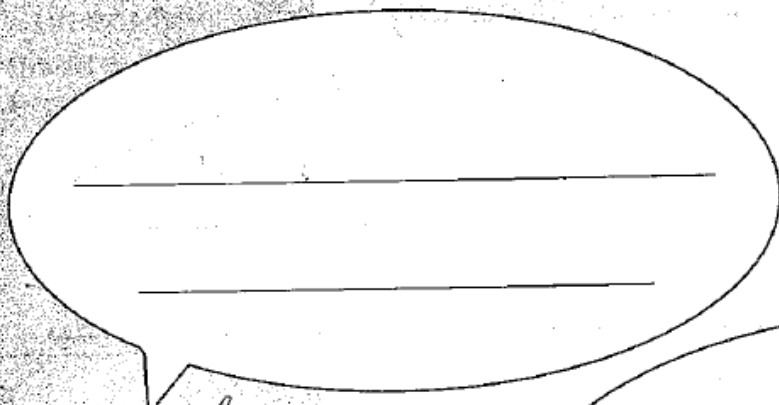
What are they saying?
What are they thinking?

Power words

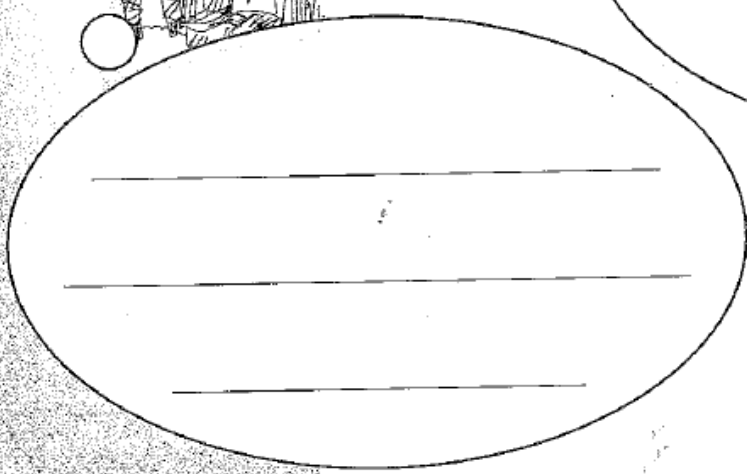
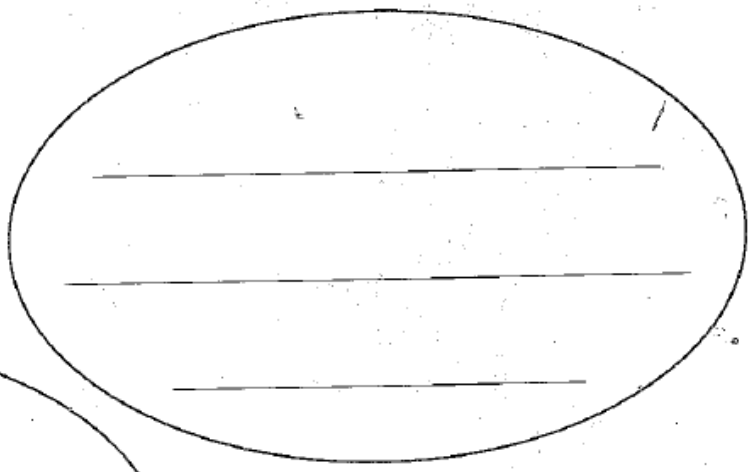
immense/
immensely
gigantic
massive
plunge
confident



b What are they saying?



c What are they thinking?



Check capital letters full stops • gaps

As they approach each other at the bridge.


Activity 9
Composition

a

What are they saying?
What are they thinking?

Power words

immense/
immensely
gigantic
massive
plunge
confident



Who are you?
You cannot come past.

I will come
past! Let me
come. "past, I
say!

Oh, that is
Robin Hood. He is
smaller than I
thought.

He may be gigantic
but I am confident
I can beat him.

As Robin gets knocked off.

b

What are they saying?

Come here and I'll whack
you off the bridge.



Help! I am plunging
head first into the
brook!

c

What are they thinking?



I am surprised
Robin put up such
a good fight.

Oh, I was confident
to win now I am
soaking wet.

Check

capital letters full stops • A gaps