

Lesson 2 – Measurement: Money – Count Money – Pounds

NC Objective:
Recognise and use symbols for pounds (£) and pence (p); combine amounts to make a particular value

Resources needed:
Differentiated Sheets
Teaching Slides
Pounds and notes to count

Vocabulary:
Money, Coins, Pounds, Pence, Value, Greater, Less, Value

Children will continue counting but this time it will be in pounds, not pence. The £ symbol will be introduced. Children must be aware that both coins and notes are used to represent amounts in pounds.

Children will count in £1, £2, £5, £10 and £20s.

In this year group, children work within 100, therefore they will not count in £50s.

Key Questions:

Do the notes have a greater value than the coins?

Which is the hardest to count? Which is the easiest? Why? What do you notice about the amounts?

Does it matter which side the equals sign is? Can you find the total in a different way?

★ Working Towards

★★ Working Within

★★★ Greater Depth

Children at this stage concentrate on counting the amount of money shown without pounds being mixed. They are exposed to counting in 20s as a known fact for counting in 2s. They move on to using a bar model to count the pounds and show the total amount. The last question requires reasoning to add 2 more £1 coins to make £5.


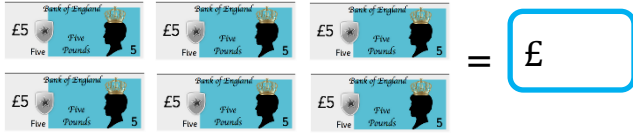

Children count pounds in larger amounts. They then move on to bar models, counting pounds and working out the different values in the missing boxes.

Children are expected to be able to count mixed value pounds that are not in any particular order. They move on to completing more complex bar models.

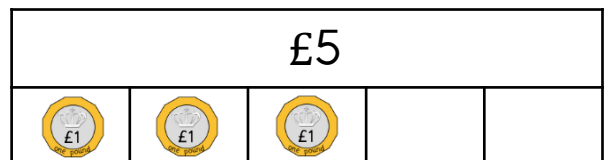
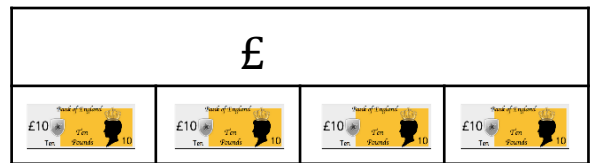
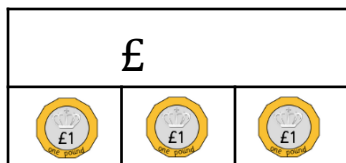
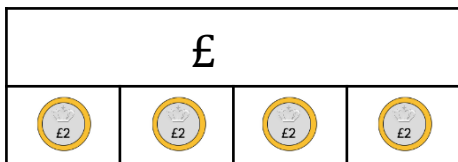
Reasoning & Problem Solving

Children will solve reasoning questions involving the misconceptions of the value of pounds.


Count the amount of money.



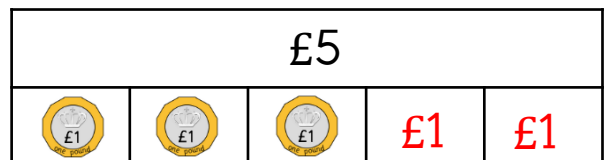
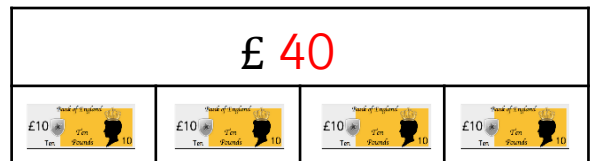
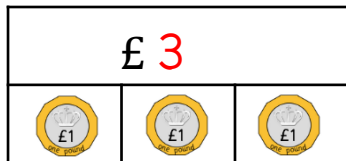
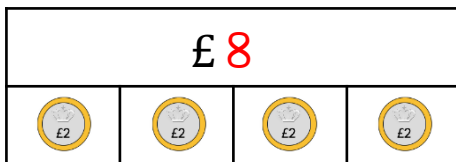
Complete the bar models.




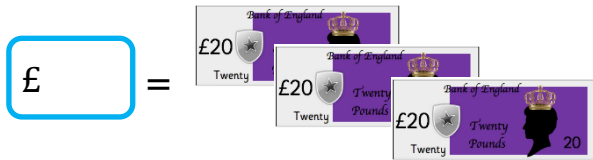

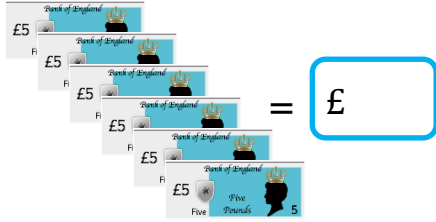
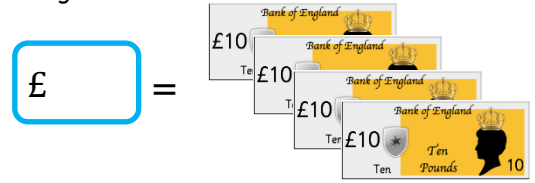
Count the amount of money.






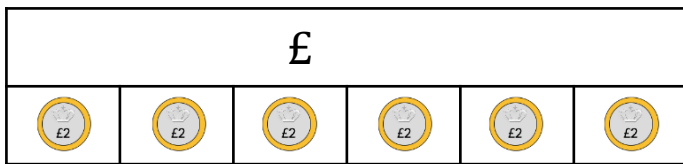
Complete the bar models.



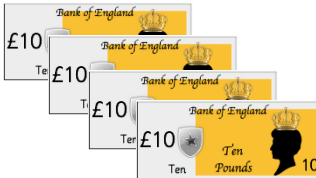
Count the amount of money.

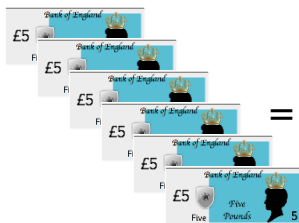



Complete the bar models.





£ 7 = 

£ 40 = 

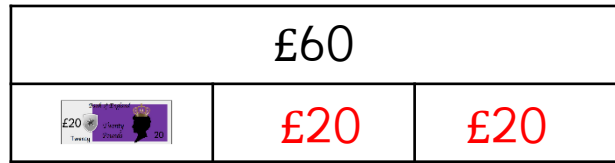
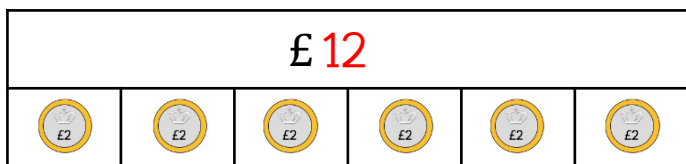
 = £ 30

 = £ 16

£ 60 = 

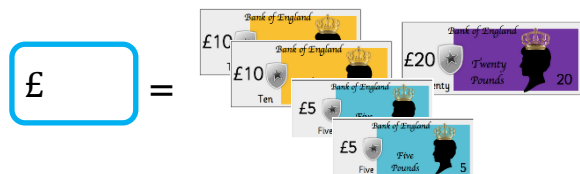
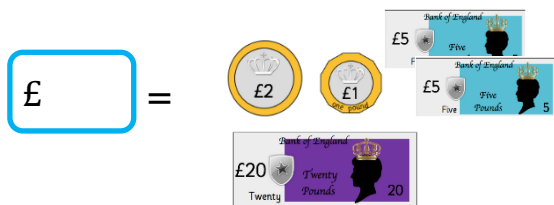


£ 10 = 

Complete the bar models.










Count the amount of money.



Complete the bar models.





Count the amount of money.

£ 8 =

£ 30 =

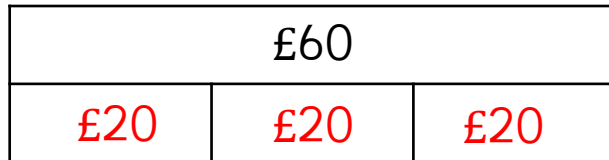
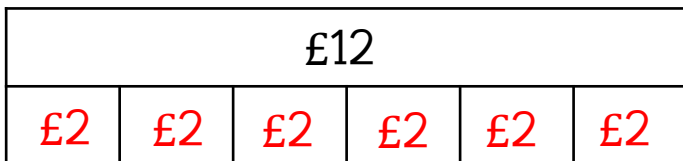
= £ 50

= £ 58

£ 33 =

£ 50 =

Complete the bar models.



Malachi thinks he has £21.



Is he correct?
Explain your answer.

Explain the mistake.

£1, £2, £3, £4, £8, £6, £7

Explain the mistake.



Malachi thinks he has £21.

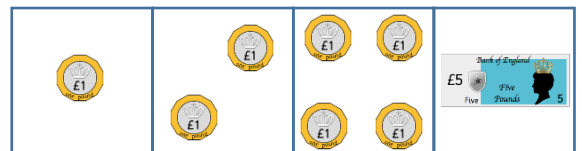


Is he correct?
Explain your answer.

Explain the mistake.

£1, £2, £3, £4, £8, £6, £7

Explain the mistake.





Malachi thinks he has £21.



No, because one £2 coin and a £20 note is equal to £22.
He has mistaken his £2 coin for a £1 coin.

Explain the mistake.

£1, £2, £3, £4, **£8**, £6, £7

£8 is the mistake.

Each following number is more than the previous one by £1.

We would say £1, £2, £3, £4, £5, £6, £7.

Explain the mistake.



The pound coins should have three pounds after the second box.



Malachi thinks he has £21.



No, because one £2 coin and a £20 note is equal to £22.
He has mistaken his £2 coin for a £1 coin.

Explain the mistake.

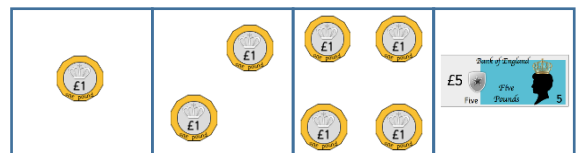
£1, £2, £3, £4, **£8**, £6, £7

£8 is the mistake.

Each following number is more than the previous one by £1.

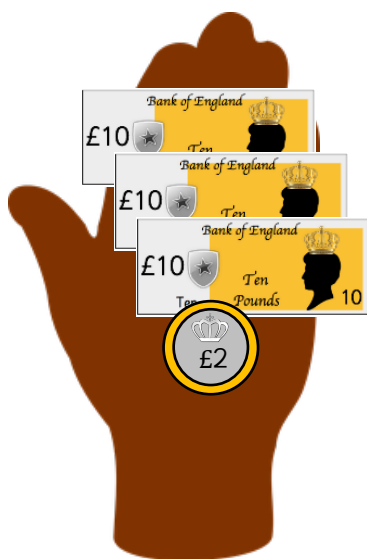
We would say £1, £2, £3, £4, £5, £6, £7.

Explain the mistake.



The pound coins should have three pounds after the second box.

Malachi thinks he has £31.



Is he correct?
Explain your answer.

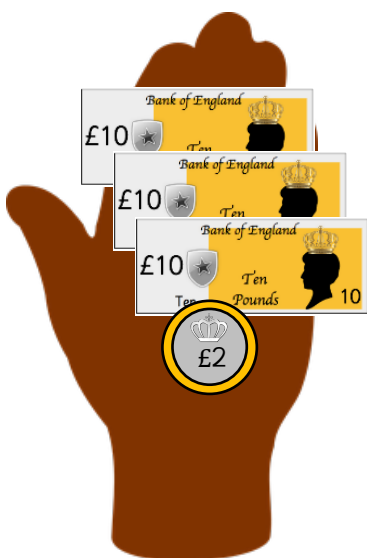
Explain the mistake.

£2, £4, £6, £9, £10, £12

Explain the mistake.



Malachi thinks he has £31.




Is he correct?
Explain your answer.

Explain the mistake.

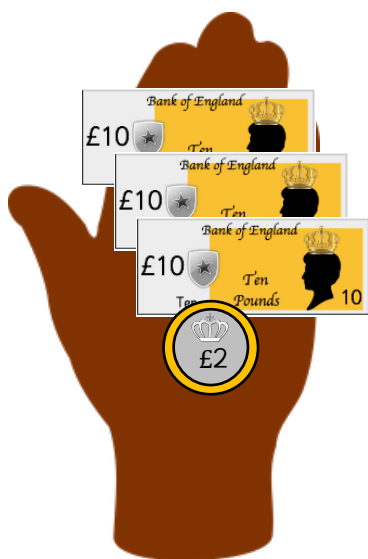
£2, £4, £6, £9, £10, £12

Explain the mistake.





Malachi thinks he has £31.



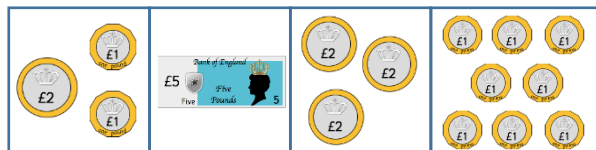
No, because one £2 coin and three £10 notes are equal to £32.
He has mistaken his £2 coin with £1 coin.

Explain the mistake.

£2, £4, £6, £9, £10, £12

£9 is the mistake. It is the odd one out.
When counting in £2s, we would say
£2, £4, £6, £8, £10, £12.

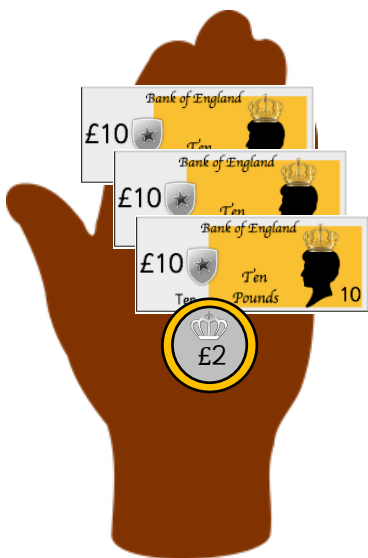
Explain the mistake.



The sequence is going up in £1s, so the last box has a mistake, as it has £8 in, instead of £7.



Malachi thinks he has £31.




No, because one £2 coin and three £10 notes are equal to £32.
He has mistaken his £2 coin with £1 coin.

Explain the mistake.

£2, £4, £6, £9, £10, £12

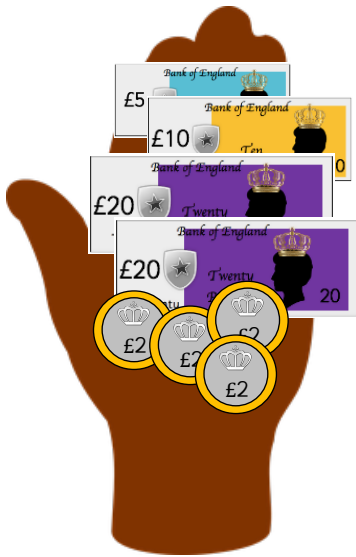
£9 is the mistake. It is the odd one out.
When counting in £2s, we would say
£2, £4, £6, £8, £10, £12.

Explain the mistake.



The sequence is going up in £1s, so the last box has a mistake, as it has £8 in, instead of £7.

Malachi thinks he has £59.

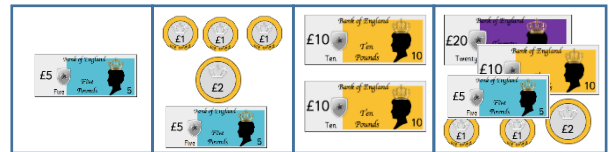


Is he correct?
Explain your answer.

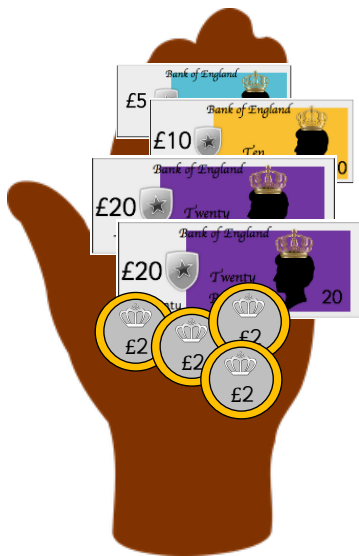
Explain the mistake.

£3, £6, £9, £12, £16, £18

Explain the mistake.



Malachi thinks he has £59.

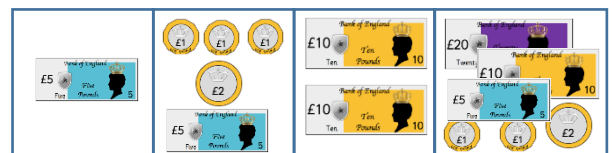


Is he correct?
Explain your answer.

Explain the mistake.

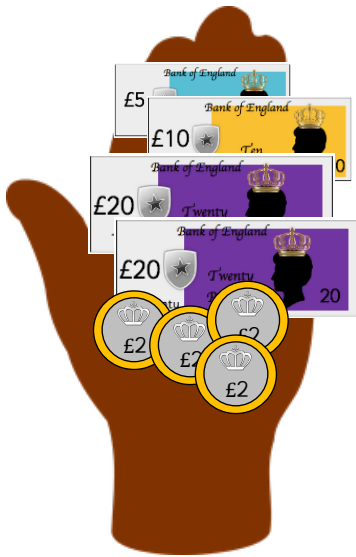
£3, £6, £9, £12, £16, £18

Explain the mistake.





Malachi thinks he has £59.



No, because four £2 coins make £8.
£5, £10, two £20 and £8 is equal to £63.
He has mistaken his £2 coins with £1 coins.

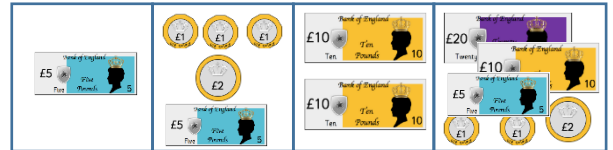
Explain the mistake.

£3, £6, £9, £12, £16, £18

£16 is the mistake.

When counting in £3s, we would say
£3, £6, £9, £12, £15, £18.

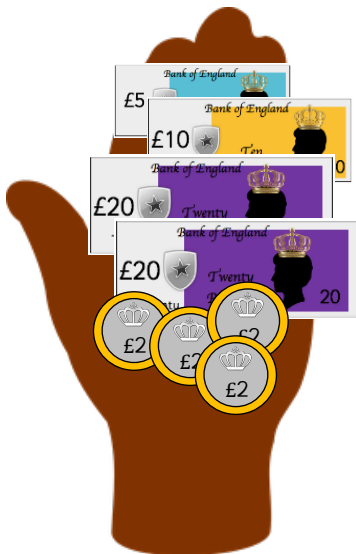
Explain the mistake.



Each box is double the amount of the previous
box. So the last box is the mistake.
It should be £40 but shows £39.



Malachi thinks he has £59.



No, because four £2 coins make £8.
£5, £10, two £20 and £8 is equal to £63.
He has mistaken his £2 coins with £1 coins.

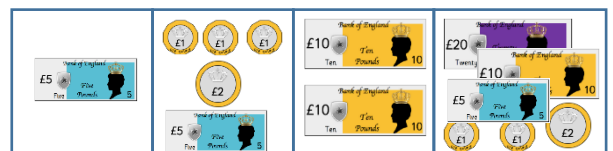
Explain the mistake.

£3, £6, £9, £12, £16, £18

£16 is the mistake.

When counting in £3s, we would say
£3, £6, £9, £12, £15, £18.

Explain the mistake.



Each box is double the amount of the previous
box. So the last box is the mistake.
It should be £40 but shows £39.