

Comparing numbers

| Player 1: _____ | > or < | Player 2: _____ | Winner |
|-----------------|--------|-----------------|--------|
| | | | |
| | | | |
| | | | |
| | | | |
| | | | |
| | | | |
| | | | |
| | | | |
| | | | |
| | | | |

1

2

3

4

5

6

7

8

9

10

11

12

13

14

15

16

17

18

19

20

1

two

3

four

5

6

7

eight

9

ten

eleven

12

13

14

fifteen

16



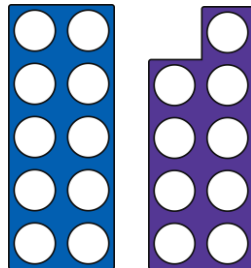
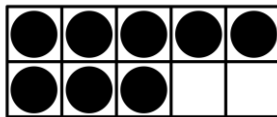


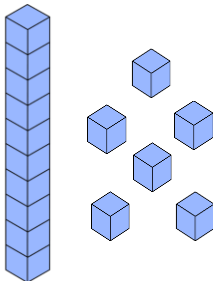
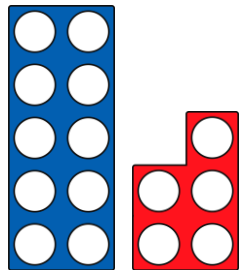

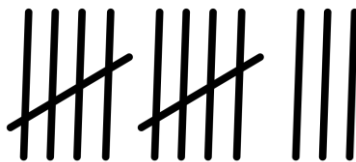




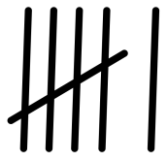
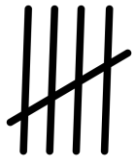
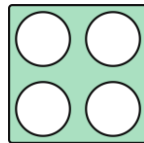
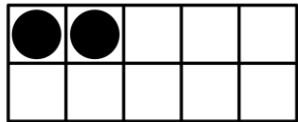
seventeen

18

nineteen

20

Comparing numbers



Teacher notes

Instructions:

- 1) Shuffle the number cards. Place them face down on the table.
 - 2) Player 1 will pick a card and record the number shown or represented in the table. Player 2 will then do the same.
 - 3) Compare the numbers using the signs $>$ or $<$.
 - 4) Record the winner of each round.
- The winner is the player with the most greater than signs in the table.

Example:

| | | | |
|-----------------------|------------|-----------------------|--------|
| Player 1: <u>Jack</u> | $>$ or $<$ | Player 2: <u>Lisa</u> | Winner |
| 15 | $<$ | 17 | Lisa |

Developing



Children are provided with numbers only.

Secure



Children are provided with numbers and words.

Mastery



Children are provided with only picture representations, which will require the use of addition skills.