

Lesson 1 – Measurement: Money – Count Money – Pence

NC Objective:
Recognise and use symbols for pounds (£) and pence (p); combine amounts to make a particular value

Resources needed:
Differentiated Sheets
Teaching Slides
Money

Vocabulary:
Money, Coins, Pounds, Pence, Related facts

This block introduces the £ and p symbols for the first time. Children will count in 1p, 2p, 5p and 10p coins. Children can also use related facts to count in 20p coins. Children do not convert between pounds and pence, therefore children will need to recognise the 50p coin but they will not count up in 50p coins.

Key Questions:

What is different about the coins you have counted? Is the group with the most coins always the biggest amount? Why? What do you notice about the totals? Are silver coins always worth more than copper coins? What different ways can you count the coins? Which is the quickest way?

★ Working Towards

Count Money - Pence

Count the amount of money.

Use comparison symbols to compare the coins.

> = <

★★ Working Within

Count Money - Pence

Count the amount of money.

Use comparison symbols to compare the coins.

> = <

★★★ Greater Depth

Count Money - Pence

Count the amount of money.

Use comparison symbols to compare the coins.

> = <

Children at this stage concentrate on counting the amount of money shown without coins being mixed. They are exposed to counting in 20s as a known fact for counting in 2s. They move on to comparing single coins to grasp the understanding of value. They then move on to comparing more than one coin (values not mixed).

Children count mixed value coins as well as same value coins. They are exposed to counting in 20s as a known fact for counting in 2s. They move on to comparing different value coins using comparison symbols.

Children are expected to be able to count mixed value coins that are not in any particular order. They may have strategies such as counting ones first and then the tens, or tens first and then the ones left over. They move on to comparing money which requires accurate counting. They may choose to mark each coin they count to avoid making mistakes.

Reasoning & Problem Solving

Reasoning & Problem Solving

Zach selects three of these coins.

He can use the coins no more than once.

What is the greatest total?

Draw one coin to make the statements correct.

<

Reasoning & Problem Solving

Zach selects four of these coins.

He can use the coins no more than once.

What is the lowest total?

What is the greatest total?

Draw one coin to make the statements correct.

<

Reasoning & Problem Solving

Zach selects four of these coins.

He can use the coins no more than once.

What total could he make?

What is the lowest total?

What is the greatest total?

What is the difference in the lowest and greatest total?

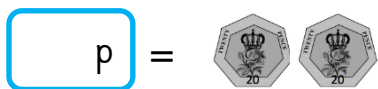
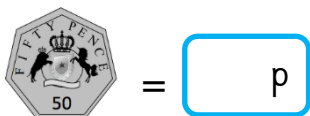
Draw one coin to make the statements correct.

>

Children will solve reasoning questions finding the totals of coins and use comparison symbols.

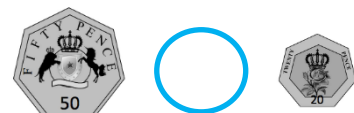


Count the amount of money.



Use comparison symbols to compare the coins.

> = <





Count the amount of money.


12 p = 

80 p = 


 = **40 p**

 = **50 p**

 = **6 p**

 = **50 p**

 = **20 p**

40 p = 

15 p = 



6 p = 

Use comparison symbols to compare the coins.

> = <


 < 

 < 

 > 

 > 

 < 

 = 

 < 

 > 



Count the amount of money.

=

=

=

=

=


=

=

=

Use comparison symbols to compare the coins.

> = <





Count the amount of money.

14 p =

80 p =

= **60 p**

= **30 p**

= **46 p**

= **55 p**

45 p =

19 p =

Use comparison symbols to compare the coins.

> = <

<

<

=

>

<

=






Count the amount of money.

p =
 p =

= p
 = p

Use comparison symbols to compare the coins.

> = <



Count the amount of money.

49 p =
79 p =

= 63 p
 = 33 p

Use comparison symbols to compare the coins.

> = <

<p style="color: red; font-size: 24px;">87p</p>	<	<p style="color: red; font-size: 24px;">90p</p>
<p style="color: red; font-size: 24px;">35p</p>	=	<p style="color: red; font-size: 24px;">35p</p>
<p style="color: red; font-size: 24px;">84p</p>	>	<p style="color: red; font-size: 24px;">58p</p>



Zach selects three of these coins.



He can use the coins no more than once.

What is the greatest total?

Draw one coin to make the statements correct.



Zach selects three of these coins.



He can use the coins no more than once.

What is the greatest total?

Draw one coin to make the statements correct.





Zach selects three of these coins.



He can use the coins no more than once.

What is the greatest total?

The greatest total is 35p.

Draw one coin to make the statements correct.



For the first one, 20p coin.
For the second one, any answer showing less than 10 p on the left. E.g. 1p or 2p.



Zach selects three of these coins.



He can use the coins no more than once.

What is the greatest total?

The greatest total is 35p.

Draw one coin to make the statements correct.



For the first one, 20p coin.
For the second one, any answer showing less than 10 p on the left. E.g. 1p or 2p.



Zach selects four of these coins.



He can use the coins no more than once.

What is the lowest total?

What is the greatest total?

Draw one coin to make the statements correct.



Zach selects four of these coins.




He can use the coins no more than once.

What is the lowest total?

What is the greatest total?

Draw one coin to make the statements correct.





Zach selects four of these coins.



He can use the coins no more than once.

What is the lowest total?

What is the greatest total?

The lowest total is 18 p.
The greatest total is 37 p.

Draw one coin to make the statements correct.



For the first one, a 20p coin.
For the second one, any answer showing less than 30 p on the left.
E.g. a 10 p coin or a 1p coin.



Zach selects four of these coins.



He can use the coins no more than once.

What is the lowest total?

What is the greatest total?

The lowest total is 18 p.
The greatest total is 37 p.

Draw one coin to make the statements correct.



For the first one, a 20p coin.
For the second one, any answer showing less than 30 p on the left.
E.g. a 10 p coin or a 1p coin.



Zach selects four of these coins.



He can use the coins no more than once.

What total could he make?

What is the lowest total?

What is the greatest total?

What is the difference in the lowest and greatest total?

Draw one coin to make the statements correct.

$$\begin{array}{l}
 \text{20p coin} \times 1 \\
 \text{5p coin} \times 5
 \end{array}
 +
 \begin{array}{l}
 \text{1p coin} \times 3 \\
 \text{2p coin} \times 1
 \end{array}
 =$$

$$>
 \begin{array}{l}
 \text{10p coin} \times 3 \\
 \text{2p coin} \times 6 \\
 \text{20p coin} \times 1
 \end{array}$$



Zach selects four of these coins.



He can use the coins no more than once.

What total could he make?

What is the lowest total?

What is the greatest total?

What is the difference in the lowest and greatest total?

Draw one coin to make the statements correct.

$$\begin{array}{l}
 \text{20p coin} \times 1 \\
 \text{5p coin} \times 5
 \end{array}
 +
 \begin{array}{l}
 \text{1p coin} \times 3 \\
 \text{2p coin} \times 1
 \end{array}
 =$$

$$>
 \begin{array}{l}
 \text{10p coin} \times 3 \\
 \text{2p coin} \times 6 \\
 \text{20p coin} \times 1
 \end{array}$$



Zach selects four of these coins.



He can use the coins no more than once.

What total could he make?

What is the lowest total?

What is the greatest total?

What is the difference in the lowest and greatest total?

Example answers:

20p, 10p, 5p and 1p makes 36p.

The lowest total would be 1p, 2p, 5p and 10p, which totals 18p.

The greatest total would be 20p, 10p, 5p and 2p, which totals 37p.

The difference is 19p.

Draw one coin to make the statements correct.


$$\begin{array}{l}
 \text{20p coin} \times 1 \\
 \text{5p coin} \times 5
 \end{array}
 +
 \begin{array}{l}
 \text{1p coin} \times 3 \\
 \text{2p coin} \times 1
 \end{array}
 = 50\text{p}$$

$$\begin{array}{l}
 \text{10p coin} \times 3 \\
 \text{20p coin} \times 1
 \end{array}
 +
 \begin{array}{l}
 \text{2p coin} \times 6 \\
 \text{20p coin} \times 1
 \end{array}
 >$$

For the first one, a 50p coin.
For the second one, the coins total 66p.
The only coins that can be drawn are £1 and £2.



Zach selects four of these coins.



He can use the coins no more than once.

What total could he make?

What is the lowest total?

What is the greatest total?

What is the difference in the lowest and greatest total?

Example answers:

20p, 10p, 5p and 1p makes 36p.

The lowest total would be 1p, 2p, 5p and 10p, which totals 18p.

The greatest total would be 20p, 10p, 5p and 2p, which totals 37p.

The difference is 19p.

Draw one coin to make the statements correct.

$$\begin{array}{l}
 \text{20p coin} \times 1 \\
 \text{5p coin} \times 5
 \end{array}
 +
 \begin{array}{l}
 \text{1p coin} \times 3 \\
 \text{2p coin} \times 1
 \end{array}
 = 50\text{p}$$

$$\begin{array}{l}
 \text{10p coin} \times 3 \\
 \text{20p coin} \times 1
 \end{array}
 +
 \begin{array}{l}
 \text{2p coin} \times 6 \\
 \text{20p coin} \times 1
 \end{array}
 >$$

For the first one, 50p coin.
For the second one, the coins total 66p.
The only coins that can be drawn are £1 and £2.